

BorneoIce - QuickStart

How to load a Borneo JAR project in Eclipse (Luna)

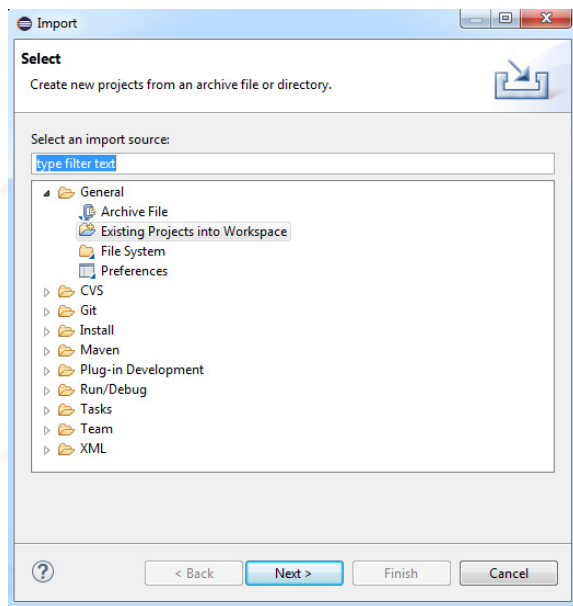
First of all, download the project somewhere on your disk.

Launch Eclipse

Choose:

File → **Import...**

This window should open:



Select:

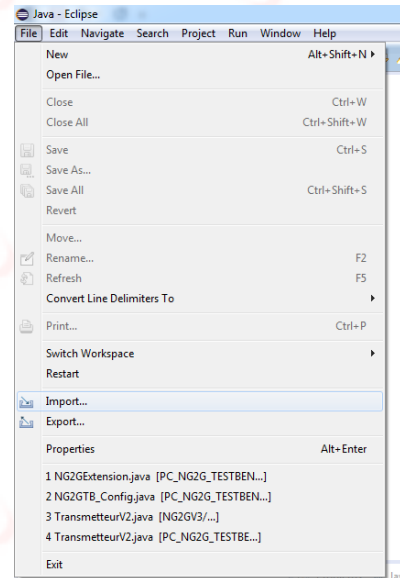
Select archive file:

Click on:

Browse...

And choose the downloaded jar file.

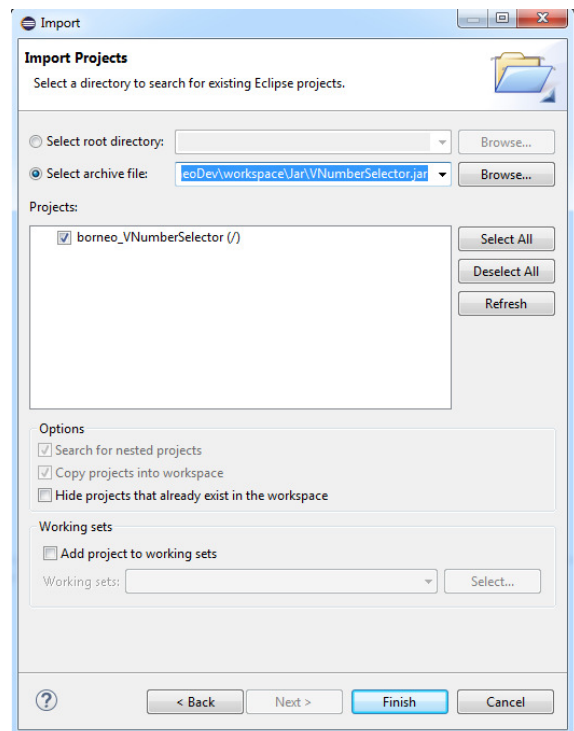
Click **Finish**



Select:

Existing Projects into Workspace

And click **Next**



The Project should appear in the *Navigator window*.

And if you open it, you should see something like this:
(depending on project..)

Open a Source Java file and check if there is no error.

